

FS-COBv2 insert

compatible with Castles of Burgundy: Anniversary Edition® (COB:AE),

and stores The Card Game® version. Insert also works with the Castles of Burgundy® original edition (COB), and then stores both The Card Game® and The Dice Game® versions.



Assembly Instructions

The package contains 4 sheets, two of them are identical to the other two.

The parts marked in sheets A1, A2, B2 are to be discarded.

After assembly the trays are put in two layers in the original game box.

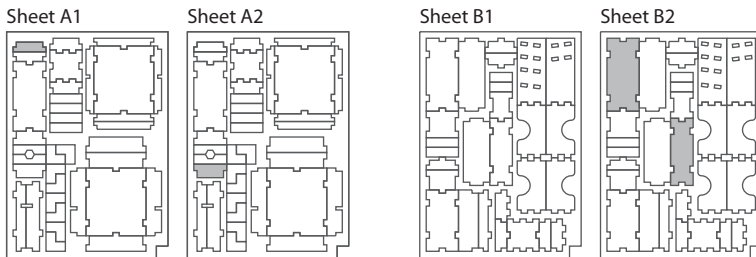
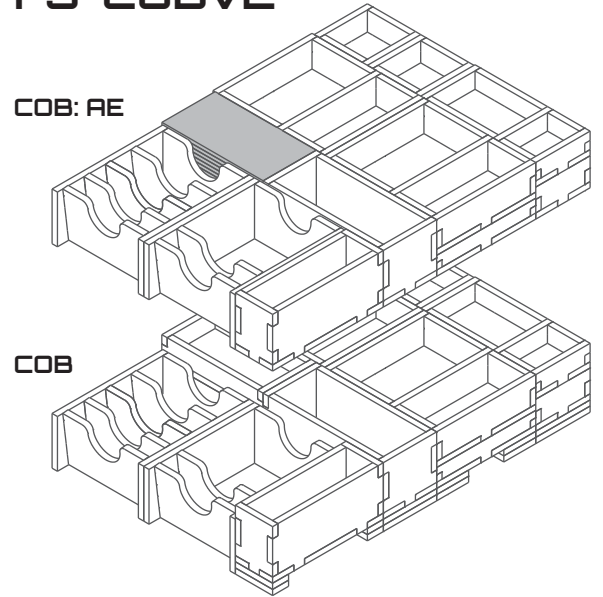
Ordinary PVA glue is required when assembling each tray.

Please make sure you dry-assemble each tray correctly before gluing it together.

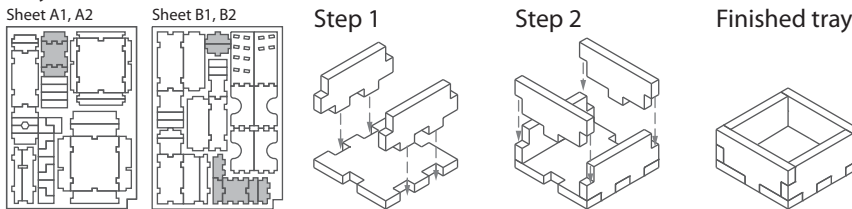
For COB v2 trays, glue the legs together first and let them dry, before glueing to trays.

Please check www.foldedspace.net for general assembly tips.

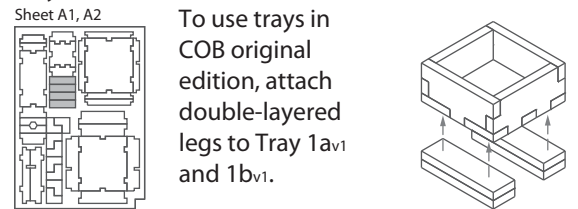
FS-COBv2



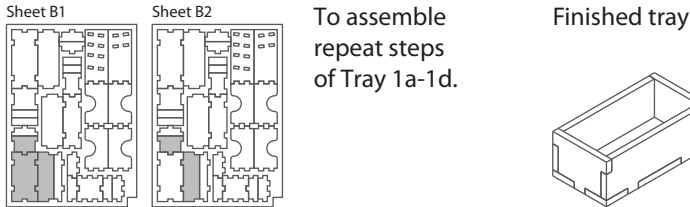
Tray 1av1, 1bv1, 1c & 1d (2 of 4 trays used in COB: AE only)



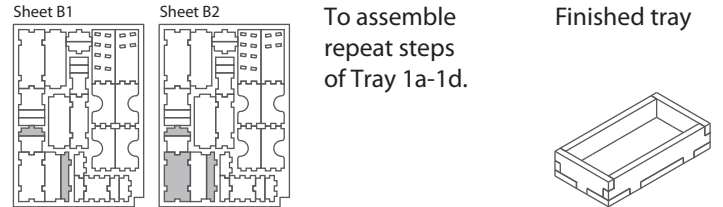
Tray 1av2 & 1bv2 (used in COB original edition only)



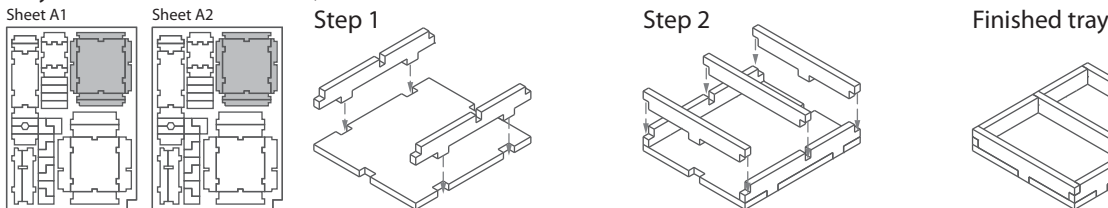
Tray 2a (used in COB original edition only)



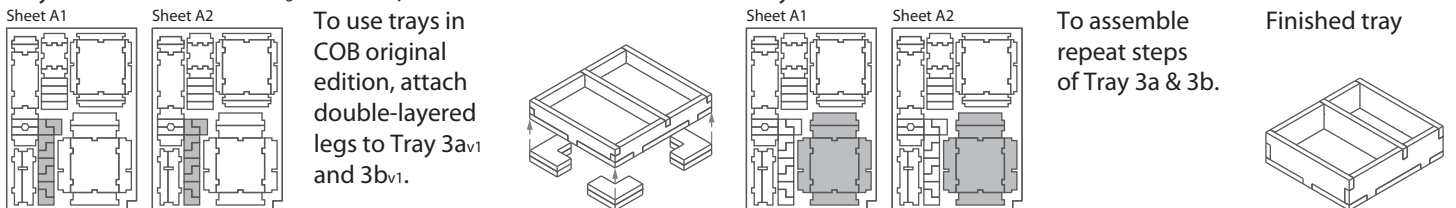
Tray 2b



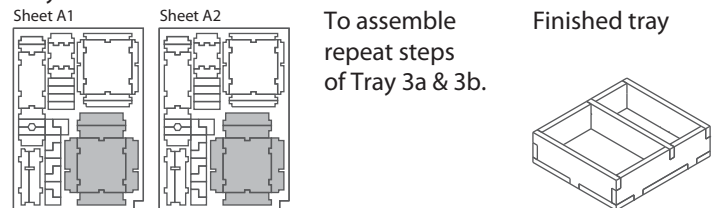
Tray 3av1 & 3bv1 (used in COB: AE only)



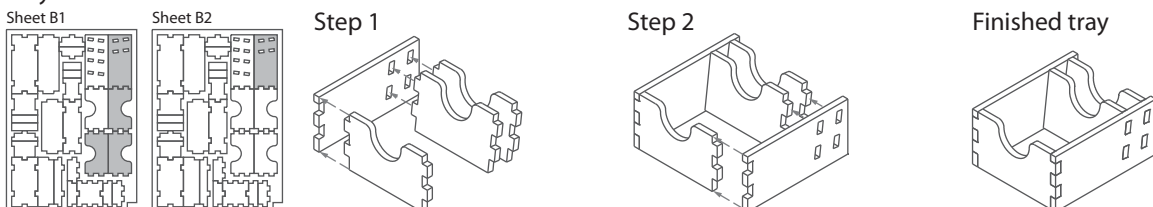
Tray 3av2 & 3bv2 (used in COB original edition only)



Tray 4a & 4b



Tray 5a

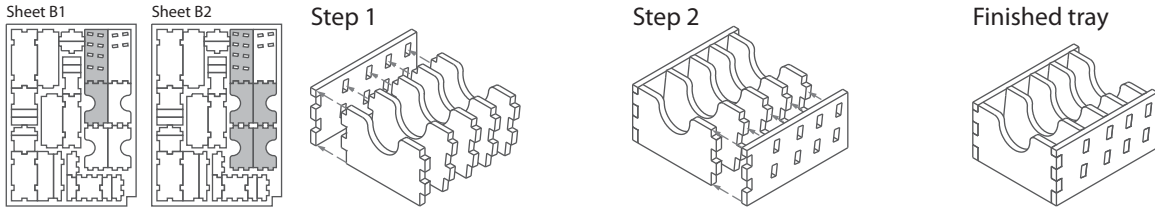


FS-COBv2 insert compatible with Castles of Burgundy: Anniversary Edition®,

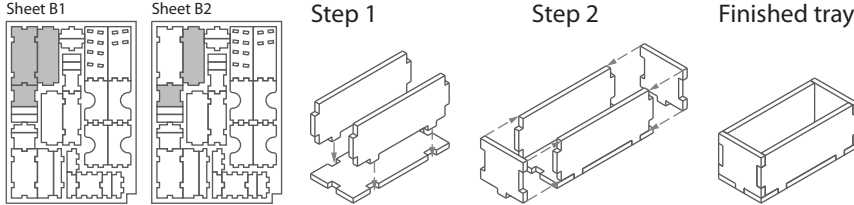


and stores The Card Game® version. Insert also works with the Castles of Burgundy® original edition, and then stores both The Card Game® and The Dice Game® versions.

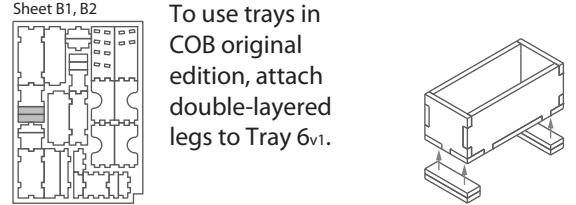
Tray 5b



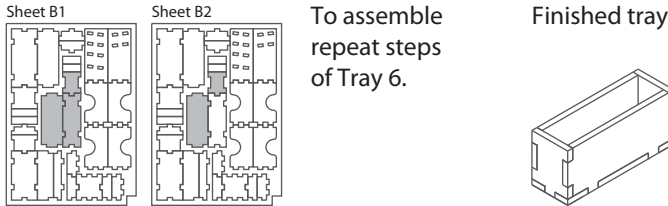
Tray 6v1 (used in COB: AE only)



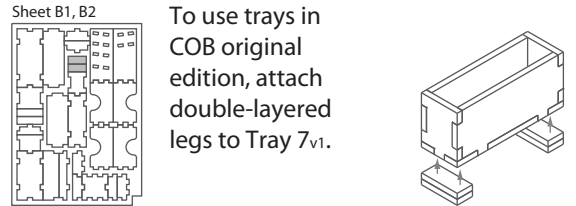
Tray 6v2 (used in COB original edition only)



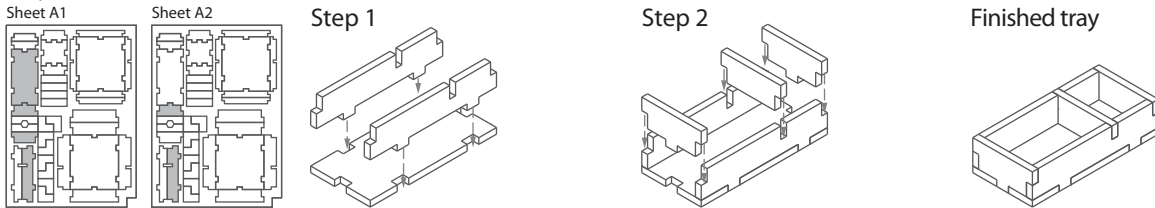
Tray 7v1 (used in COB: AE only)



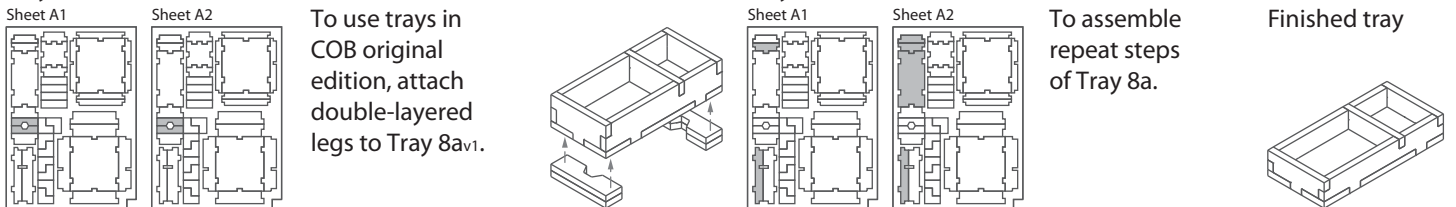
Tray 7v2 (used in COB original edition only)



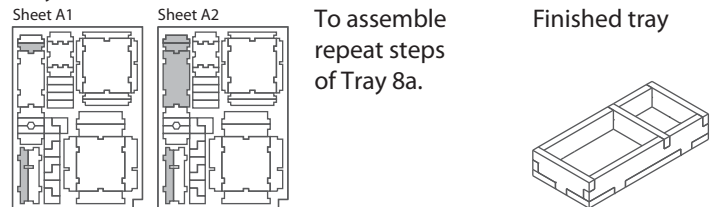
Tray 8av1 (used in COB: AE only)



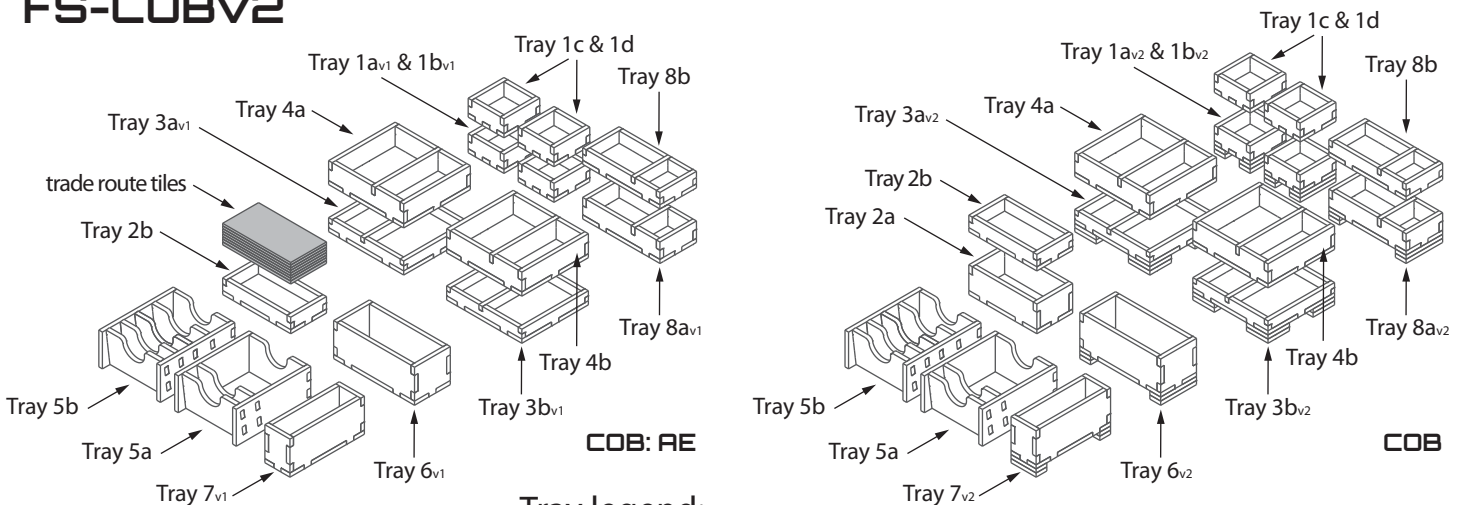
Tray 8av2 (used in COB original edition only)



Tray 8b



FS-COBv2



Tray legend:

- Tray 1a, b, c, d - player pieces
- Tray 2a - empty tray in place of trade routes
- Tray 2b - bonus tiles
- Tray 3a, b - dice, ship, castle & mine tokens
- Tray 4a, b - animal, knowledge, buildings & black tokens

- Tray 5a b - cards from The Card Game®
- Tray 6 - goods tiles
- Tray 7v1 - empty tray
- Tray 7v2 - pencils from The Dice Game®
- Tray 8a - workers, other expansion hex tiles
- Tray 8b - silverlings, white die, & inn tiles

Please check www.foldedspace.net for photos of this insert in use.

Tip: Keep the instructions in the bottom of your board game box as a reminder of how the insert fits together.